



Massive Consolidation: Major IT Virtualization Initiative

March, 2009

Bill Reeder
breeder@us.ibm.com



IBM Virtualization – Enterprise Data Center Journey

Agenda

- **IBM Commitment/Announcement Highlights**
 - IBM Transformation and “Big Green”
 - Internal Infrastructure Challenge, Approach and Benefits
- **IBM Virtualization Update**
 - Virtualization Progress
 - Business Case Approach and Client View of Savings
 - Application and Workload Selection
 - Successful Techniques and Lessons Learned



Project 'Big Green'



*Double compute capacity
with no increase in
consumption or impact
by 2010*

IBM to reallocate \$1 billion each year

- To accelerate “green” technologies and services
- To offer a roadmap for clients to address the IT energy crisis while leveraging IBM hardware, software, services, research, and financing teams
- To create a global “green” team of almost 1,000 energy efficiency specialists from across IBM

Re-affirming a long standing IBM commitment

- Energy conservation efforts from 1990 – 2005 have resulted in a 40% reduction in CO2 emissions and a quarter billion dollars of energy savings
- Annually invest \$100M in infrastructure to support remanufacturing and recycling best practices

Major proof point for Project Big Green

**IBM'S PROJECT BIG GREEN
SPURS GLOBAL SHIFT TO
LINUX ON MAINFRAME**

ARMONK, NY, August 1, 2007

- IBM will consolidate and virtualize thousands of servers onto approximately 30 IBM System z™ mainframes
- Substantial savings expected in multiple dimensions: energy, software and system support costs
- The consolidated environment will use 80% less energy and 85% less floor space
- This transformation is enabled by the System z sophisticated virtualization capability



Think what we could do for you

IT Organizations are Challenged by Operational Issues

Challenges



Costs & Service Delivery

Rising costs of systems and networking operations

Explosion in volume of data and information

Difficulty in deploying new applications and services



Business Resiliency & Security

Security of your assets & your clients' information

Landslide of compliance requirements

Systems and applications need to be available



Energy Requirements

Rising energy costs & rising energy demand

Power & thermal issues inhibit operations

Environmental compliance & governance mandates

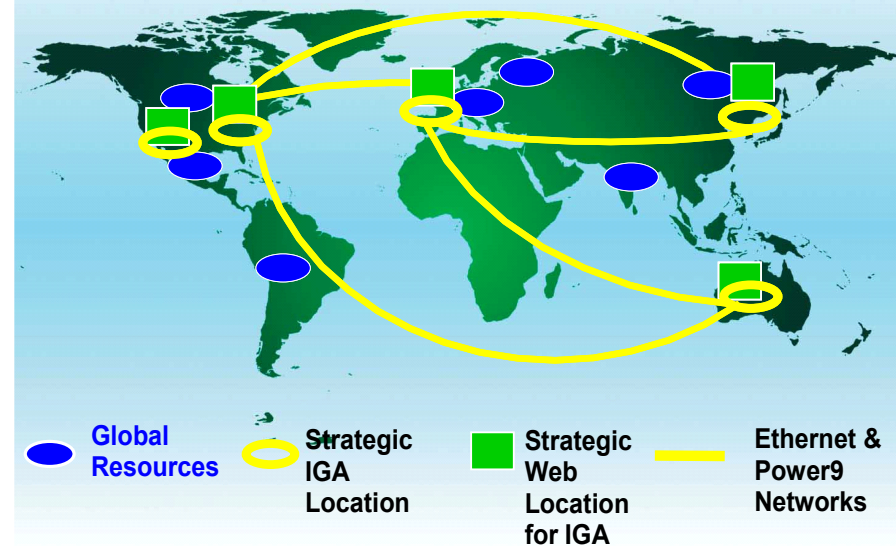
IBM's Globally Integrated Enterprise Data Centers

Data Center Efficiencies Achieved

- Consolidation of infrastructure, applications
- Enterprise architecture optimization
- Global resource deployment

IBM Metrics	1997	Today
CIOs	128	1
Host data centers	155	7
Web hosting centers	80	5
Network	31	1
Applications	15,000	4,700

IBM Strategic Delivery Model



Next Level of Infrastructure Challenge

- Floor space challenges in key facilities
- Underutilized assets in outdated Web infrastructure
- Continued infrastructure cost pressure
- Increase % IT spending to transformation initiatives



Stages of Adoption: IBM Journey

Simplified



Drives IT efficiency

- Physical consolidation of data centers, networks and applications
- Simple like-for-like server and storage virtualization
- Service tools, energy facilities mgmt

Shared



Rapid deployment of new infrastructure and services

- Significant progress toward highly virtualized environment to enable pooled System z, Power Systems, System x and storage
- Green production and advanced data center facilities
- Shared service delivery model

Dynamic



Highly responsive and business goal driven

- IBM Research “Cloud”
- Business-driven service management pilots
- Globally Integrated Enterprise

Enterprise Business Value – Expectations



Business case

- Early modeling identified significant potential for savings through zLinux virtualization
- Performed TCO virtualization assessment on IBM portfolio as cross-IBM effort
 - System z, SW Migration Services, STG Lab Services, IBM Academy, ITO Migration Factory
- Identified substantial savings opportunity
 - Energy
 - Labor
 - Floor space
 - Software



Energy savings

- Annual energy usage to be reduced by 80%
- Total floor space to be reduced by 85%
 - 11,045 square feet for distributed solution
 - 1,643 square feet for System z solution



Quality service

- Leverages maturity of System z stack products - high availability, resiliency
- Reduces complexity and increases stability, centralizes service mgmt
- Potential for faster provisioning speed (months → days)
- Dynamic allocation of compute power
- Provides world-class security

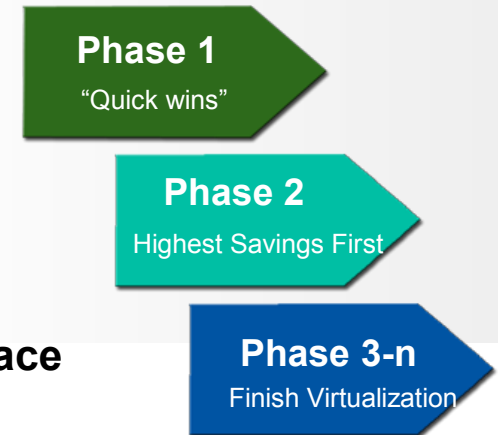
Comparison of Annual Energy Usage for Workloads

	Distributed Solution		System z Solution	
	Kilowatt hours (K)	Cost* (\$K)	Kilowatt hours (K)	Cost* (\$K)
Power	24,000	\$2,400	4,796	\$479
Cooling**	14,400	\$1,440	2,877	\$287
Total Energy	38,400	\$3,840	7,673	\$767

* Electrical cost calculated at rate of .10 per kW ** Cooling is 60% of power cost

IBM System z Linux Virtualization Progress

- **Established phased approach for quick wins**
- **Migrated initial servers from early 'wave' teams**
 - Thousands of servers inventoried
 - Multiple successful migrations delivering benefits as expected
 - Decommission pipeline of hundreds of servers for reuse or removal
- **Comprehensive project plan and management system in place**
 - Integrated business priorities with transformational objectives
 - 'Work in progress' approach to maximize server migrations
 - Pipeline, process, technical, finance and communications support
- **Developed internal business case (RACE*)**
 - Created detailed cash flow and labor analysis, migration expense, iterated
- **Technical solution, education plan and operational plan developed**
 - Built upon IBM prior consolidation/simplification efforts, utilizing IBM offerings and capabilities
- **Highest level of support from IBM senior executive team**

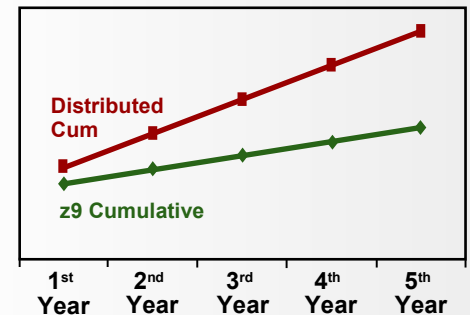


*Formerly zRace

IBM System z Linux Virtualization Progress

- IBM implementing New Enterprise Data Center through achievements in
 - Server and storage virtualization
 - Energy efficiency and resiliency improvements
- Benefits are on track with expectations
 - Migration management key
 - Business case is compelling
 - Using System z10 technology, the number of machines could be cut by about half, with greater savings in energy, floor space, software and support costs
- Lessons Learned, including:
 - Enterprise strategy and sponsorship needed to drive business case and execution
 - Compelling business imperative accelerates execution and drives support
 - Enterprise view of migration managed by waves drives experience; savings for investment
- IBM experience is driving Time to Value initiatives, integrated into IBM capabilities
 - Dramatic reduction in labor through new processes supporting workload migrations
 - Fall in/out analysis, working with business units, to close gaps in workload pipeline
 - Piloting new testing strategy, processes & tools to automate

Cumulative 5-Year Cost Comparison



Business Case Leveraged RACE Tool, Iterative Approach



Utilized RACE commercial modeling tool

- Foundation for internal business case, constructed specific environmental variables

Created financial plan for “known universe”

- Identified relevant sample (5-10%) of most likely servers to be migrated and gathered financial profile information for each

Engaged SME’s within IBM

- Provided business case assumptions (i.e. depreciation/maintenance), modified as appropriate

Iterative Process

- Continuously engaged with core SME’s to ensure most current information

Project Metrics

- Weekly report of migrated servers and their disposition status (reuse or disposal using GARS*) and Energy Certificate status
- Working to incorporate actuals into the Business Case such that we can refresh our assumptions

**IBM Global Asset Recovery Services*

TCO: A Range of IT Cost Factors – Often Not Considered

Availability

- High availability
- Hours of operation

Backup / Restore / Site Recovery

- Backup
- Disaster Scenario
- Restore
- Effort for Complete Site Recovery
- SAN effort

Infrastructure Cost

- Space
- Power
- Network Infrastructure
- Storage Infrastructure
- Initial Hardware Costs
- Software Costs
- Maintenance Costs

Additional development/implementation

- Investment for one platform – reproduction for others

Controlling and Accounting

- Analyzing the systems
- Cost

Operations Effort

- Monitoring, Operating
- Problem Determination
- Server Management Tools
- Integrated Server Management – Enterprise Wide

Security

- Authentication / Authorization
- User Administration
- Data Security
- Server and OS Security
- RACF vs. other solutions

Deployment and Support

- System Programming
 - Keeping consistent OS and SW Level
 - Database Effort
- Middleware
 - SW Maintenance
 - SW Distribution (across firewall)
- Application
 - Technology Upgrade
 - System Release change without interrupts

Operating Concept

- Development of an operating procedure
- Feasibility of the developed procedure
- Automation

Resource Utilization and Performance

- Mixed Workload / Batch
- Resource Sharing
 - shared nothing vs. shared everything
- Parallel Sysplex vs. Other Concepts
- Response Time
- Performance Management
- Peak handling / scalability

Integration

- Integrated Functionality vs. Functionality to be implemented (possibly with 3rd party tools)
- Balanced System
- Integration of / into Standards

Further Availability Aspects

- Planned outages
- Unplanned outages
- Automated Take Over
- Uninterrupted Take Over (especially for DB)
- Workload Management across physical borders
- Business continuity
- Availability effects for other applications / projects
- End User Service
- End User Productivity
- Virtualization

Skills and Resources

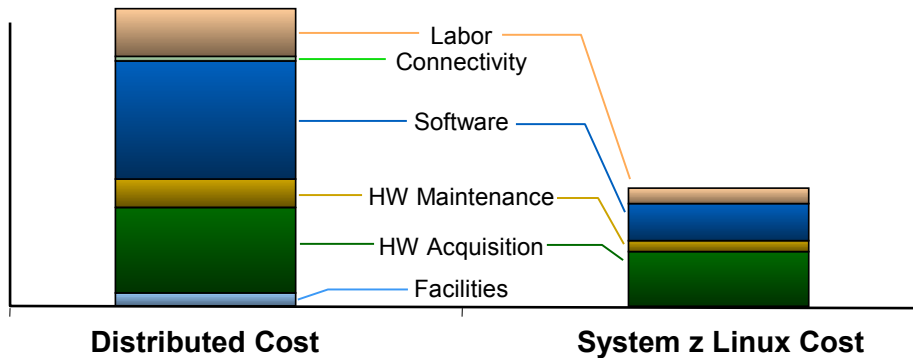
- Personnel Education
- Availability of Resources



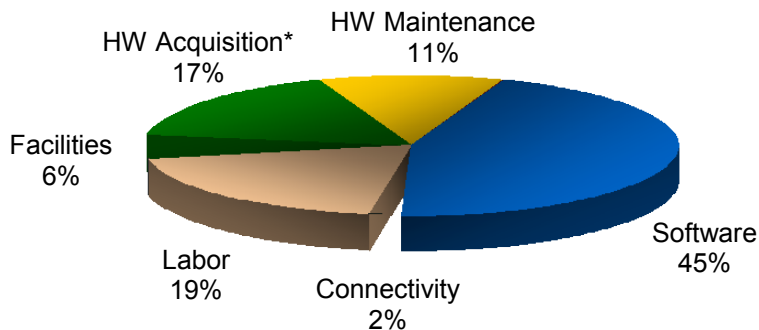
Routinely Assessed
Cost Factors

Client View of TCO Comparison for Similar Distributed Workload vs. System z Linux results in Potential 60-75% Gross Costs Savings / 5 yrs

Operating Cost: Distributed vs. Mainframe



Potential Savings: Categories as a % of Gross Savings



* HW Acquisition compares server/disk refresh of distributed environment to the cost of acquiring new mainframes/storage

Dramatic Simplification

Unit	Distributed	System z Linux	% Reduction
Software Licenses	26,700	1,800	93%
Ports	31,300	960	97%
Cables	19,500	700	96%
Physical Network Connections	15,700	7,000	55%

Results will vary based on several factors including # of servers and work load types

Energy Efficiency Certificates Deliver Savings

By formally decommissioning servers, IBM is able to demonstrate energy savings and receive energy efficiency credits (EECs)



Client requirements

- Lower energy costs and achieve business benefit of Energy Efficiency
- Demonstrate Energy Efficiency Commitment

Solution

- Virtualized workloads onto System z platform and reduced energy consumption
- Hundreds of servers in pipeline to be redeployed, sent to GARS* and/or energy efficiency certificates issued
- IBM applied for EECs for eligible decommissioned servers to receive Energy Efficiency Credits
- GARS for asset reuse, recycling and/or reclamation

Benefits

- Quantifiable energy reductions, tradable certificates
- Demonstrated commitment to energy efficiency

*IBM Global Asset Recovery Services

The Next Level in Green Energy Markets

What is an Energy Efficiency Credit?

A Neuwing EEC (Energy Efficiency Credit) is a measured & verified Megawatt Hour (MWh) of Energy Savings i.e., Energy Efficiency



EECs quantify, measure, verify, certify and monetize data center energy efficiency projects

November 2, 2007 Press Release

IBM Launches World's First Corporate-Led Energy Efficiency Certificate Program

In Conjunction With Neuwing Energy, Program Will Provide Clients Documentation and Third-Party Verification of the Energy Saving Results of Their Projects. [Read more](#)

IBM is Using a 'Work in Process' Approach to Manage the Migration

Management Approach and Reporting

- Process approach borrowed from factory line management
- Metrics for each process and sub-process
- Quality measured with process fallout – tracked by cause
- Daily status calls for issue resolution
- Weekly status reporting for CIO and management team

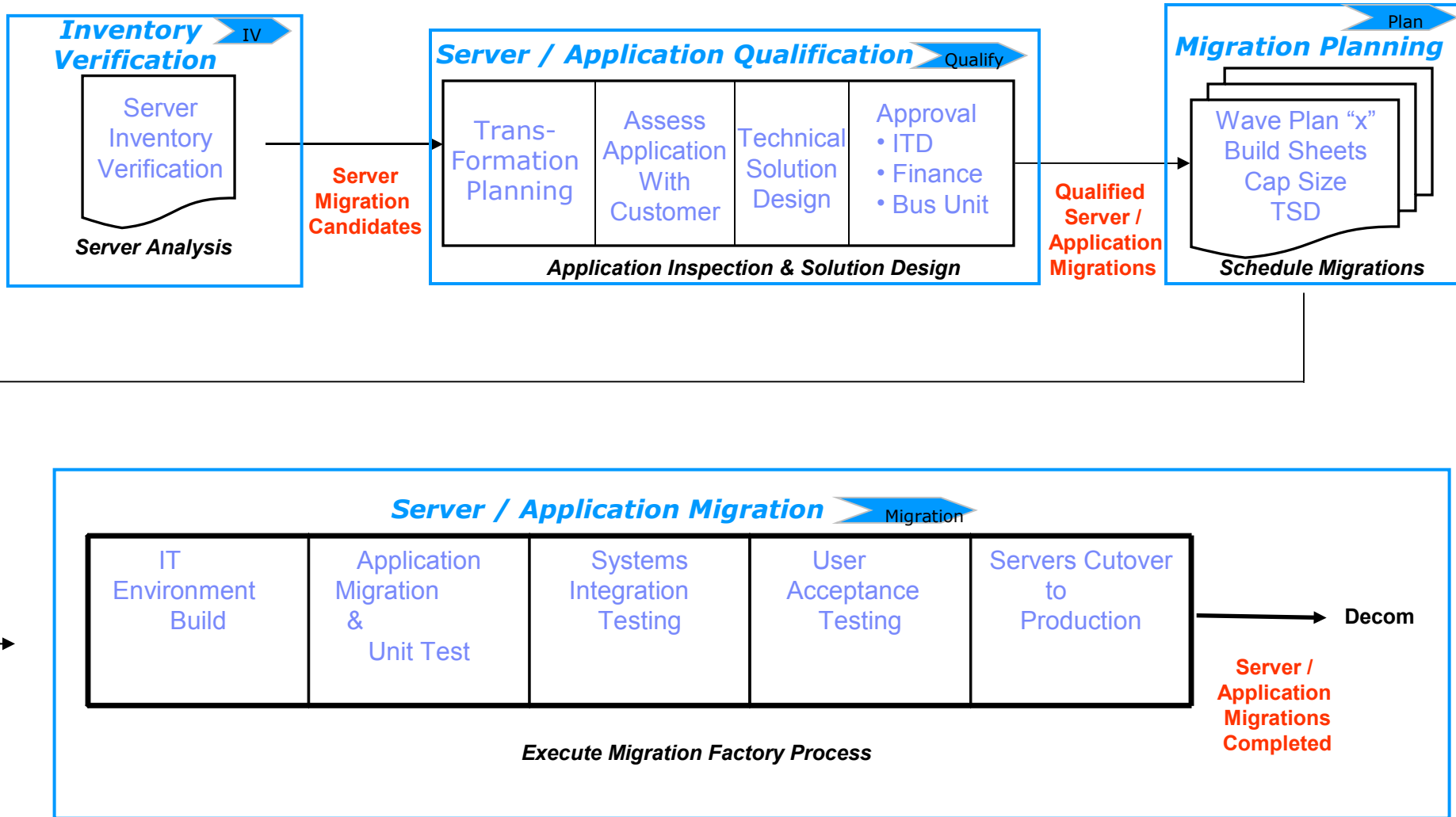
Weekly Pipeline Summary - Server Metrics

IBM ECM End to End Process

Project Phase	Server Inventory Verification	Server / Application Qualification	Migration Planning	Server / Application Migration	Post Production	Total Servers In Pipeline
Ph 1: US						
Ph 2: US						
Ph 3: Americas						
Ph 4: Europe						
Ph 5: AP/Japan						
Total						

Pipeline Management	Finance	Comms	Process	Technical Solution
---------------------	---------	-------	---------	--------------------

Migration Factory Process



Decommission Process Overview



*Server available
as a result of
virtualization
efforts*

*Server
Ready*



*Check for technical viability and asset
value to determine if h/w is a
redeployment candidate*

If redeployed

*Request completed to
coordinate shipping
and update property
control*

If not redeployed

*Complete Machine
List Database and
ship to GARS**

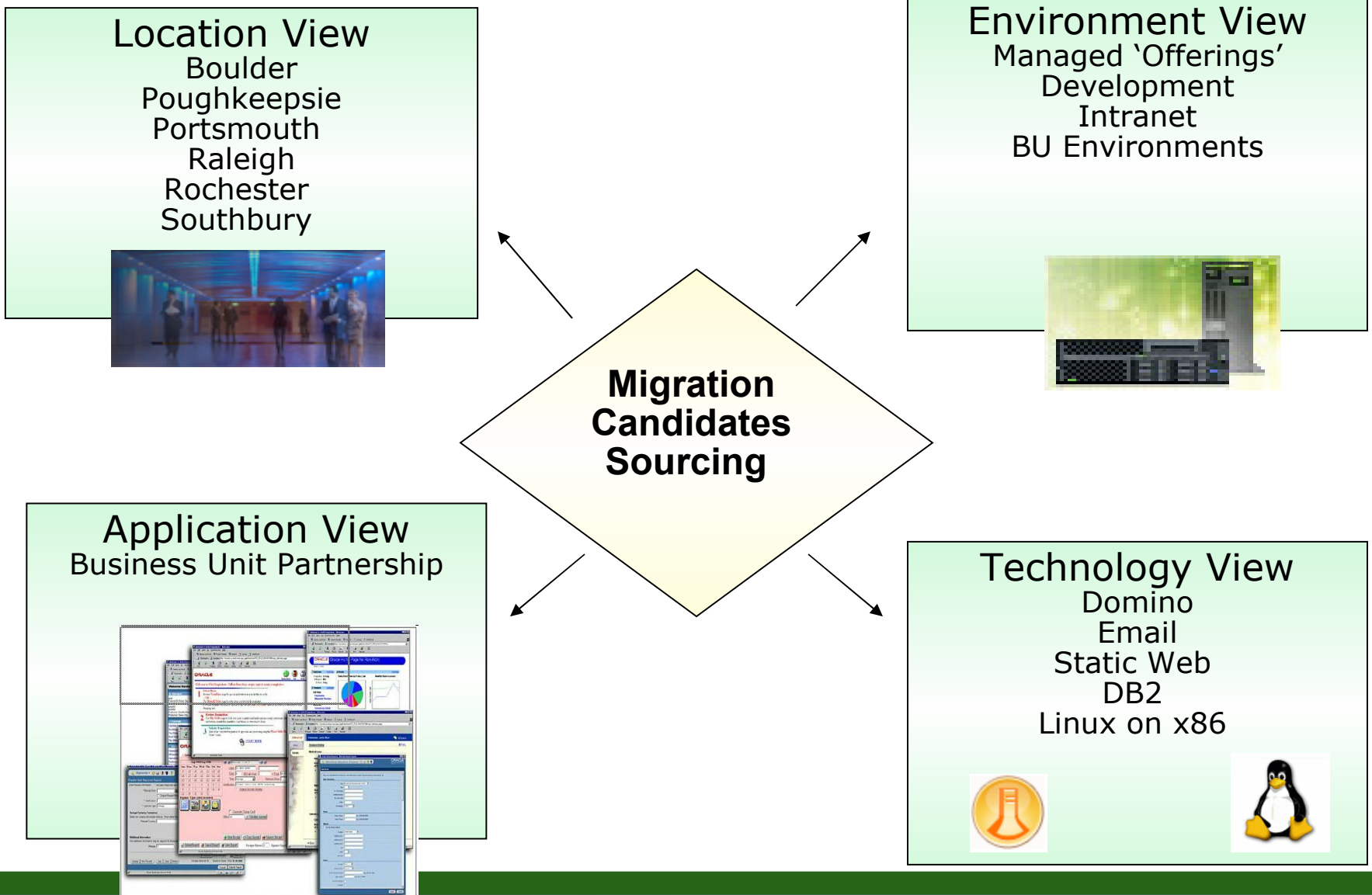
*Apply to Neuwing for
energy efficiency
certificates*

*Tracking tool is updated to reflect
disposition of the assets in the project*

*Capture savings in business plan and
business case*

**IBM Global Asset Recovery Services*

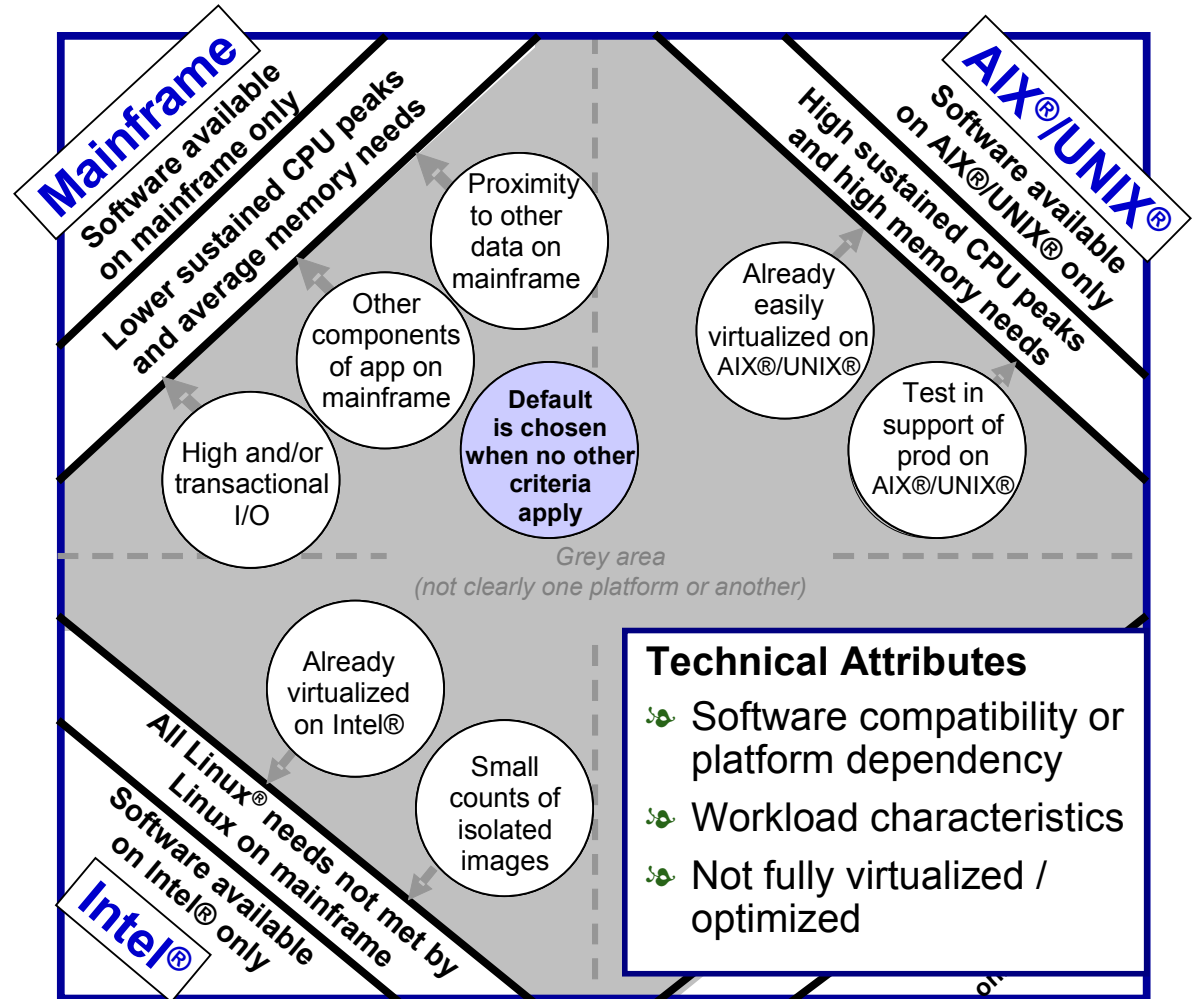
Enterprise Approach to Workload Migration



Each Workload is Evaluated for Suitability Based on Technical Attributes

Priority Workloads for Consolidation:

- WebSphere® applications
- Domino® Applications
- Selected tools: Tivoli®, WebSphere® and internally developed
- WebSphere MQ
- DB2® Universal Database™



Operationally, the goal is to minimize change while leveraging the capability of System z

The distributed and mainframe support teams collaborated with IBM's Design Center to develop the reference architecture and the basis for the operational approach

Approach:

- Adapt existing UNIX® team processes
- Engage z team to operate System z and z/OS®
- Broaden the VM/mainframe knowledge of the mid-range team through training, to assist in support of VM Hypervisor (z/VM®) and Linux
- Use existing monitoring and operational tools, i.e.
 - Tivoli Monitoring and Enterprise Portal
 - VM Resource Manager
 - Monitor and Performance Toolkit
 - Administer Capacity, OS Provisioning and Software Distribution Tools

Successful Techniques – Preparing for Virtualization

<p><i>Motivate business units</i></p>	<p><i>Enlist a Senior Executive Sponsor</i></p> <p>Sr. VP Linda Sanford, who manages Transformation for IBM is providing enterprise leadership, working with Business Unit Sr. VPs.</p> <p><i>Build an “incentive” rates</i></p> <p>Financial benefit provides good incentive for support and teaming in project execution. Reductions are being phased in during the project with differentiated rates.</p>
<p><i>Build the business case</i></p>	<p><i>Start with a high level planning estimate</i></p> <p>Initial estimates from RACE model were validated by the CFO through a detailed analysis of representative sample (5-10%) servers</p>
<p><i>Gather data</i></p>	<p><i>Augment inventories with network tools</i></p> <p>Local and central Configuration Management DB needed augmentation with network scans to gather configurations and application mapping.</p>

Successful Techniques – Project Start-up

<p><i>Start Small</i></p>	<p><i>Migrate a small set of servers for a fast start</i></p> <p>An initial Phase to immediately migrate a small number of servers worked well to build early experience.</p>
<p><i>Run operations while transforming</i></p>	<p><i>Use a dedicated team</i></p> <p>IBM's commercial migration practice is implementing most of the management and migration, minimizing the operational team's responsibility to Final Test, Environment Build and Cutover.</p>
<p><i>Manage complexity, monitor progress continuously</i></p>	<p><i>Engage strong project management, end-to-end view</i></p> <p>A structured management approach and broad, sustained sponsorship from the business units are critical. Process approach with clear handoffs will be monitored, measured and automated.</p>
<p><i>Define Reference Architecture</i></p>	<p><i>Establish technical environment solution</i></p> <p>Establish the "to be" environment solution and path into the environment utilizing a dedicated delivery team to enable the applications to be managed into the new environment.</p>

Successful Techniques – Project Execution

<p><i>Integrate view of waves, resources</i></p>	<p><i>Leverage existing process and adapt to new environment</i></p> <p>Applying a fast path approach to existing processes dramatically improved time, flexibility to modify based on new platform. Committing resources at wave launch across infrastructure, test, apps, is key.</p>
<p><i>Communicate real-time lessons</i></p>	<p><i>Utilize internal collaboration tools</i></p> <p>Stakeholder lessons learned communications needed real-time during project. Ensure linkage across cadence, wiki, process flow tools.</p>
<p><i>Create enterprise view of workload, server selection</i></p>	<p><i>Establish enterprise criteria, shared strategy</i></p> <p>An enterprise view of migration, managed in waves, drives experience and savings for investment. Workload selection considered across apps, infrastructure, common services and planning must include all CPU, I/O, storage and network demands.</p>
<p><i>Address cultural and organizational transformation</i></p>	<p><i>Drive cultural change through communication, collaboration</i></p> <p>Enterprise sponsorship and business unit support needed to drive business case and execution. Compelling business imperative accelerates execution and drives support. Training/support required.</p>

Critical Success Factors

- **Sponsor with an enterprise view**
- **Strategic investment for migration**
- **Clear goals, dedicated team, inclusive leadership for execution of migration**
- **Leveraging talent and capability across all of IBM to drive rapid results**



Tell us Your Virtualization Story!



Trademarks

The following are trademarks of the International Business Machines Corporation in the United States and/or other countries.

AIX*	IBM	System p	WebSphere*
DB2*	IBM Business Partner Logo*	System x	z10
Db2 Universal Database	IBM Logo*	System z	z/OS*
Domino*	POWER5	System z9	zSeries*
GARS	Power Systems	System z10	z/VM*
HiperSockets	System I	Tivoli*	

* Registered trademarks of IBM Corporation

The following are trademarks or registered trademarks of other companies.

Adobe, the Adobe logo, PostScript, and the PostScript logo are either registered trademarks or trademarks of Adobe Systems Incorporated in the United States, and/or other countries.

Cell Broadband Engine is a trademark of Sony Computer Entertainment, Inc. in the United States, other countries, or both and is used under license there from.

Java and all Java-based trademarks are trademarks of Sun Microsystems, Inc. in the United States, other countries, or both.

Microsoft, Windows, Windows NT, and the Windows logo are trademarks of Microsoft Corporation in the United States, other countries, or both.

Intel, Intel logo, Intel Inside, Intel Inside logo, Intel Centrino, Intel Centrino logo, Celeron, Intel Xeon, Intel SpeedStep, Itanium, and Pentium are trademarks or registered trademarks of Intel Corporation or its subsidiaries in the United States and other countries.

UNIX is a registered trademark of The Open Group in the United States and other countries.

Linux is a registered trademark of Linus Torvalds in the United States, other countries, or both.

ITIL is a registered trademark, and a registered community trademark of the Office of Government Commerce, and is registered in the U.S. Patent and Trademark Office.

IT Infrastructure Library is a registered trademark of the Central Computer and Telecommunications Agency, which is now part of the Office of Government Commerce.

* All other products may be trademarks or registered trademarks of their respective companies.

Notes:

Performance is in Internal Throughput Rate (ITR) ratio based on measurements and projections using standard IBM benchmarks in a controlled environment. The actual throughput that any user will experience will vary depending upon considerations such as the amount of multiprogramming in the user's job stream, the I/O configuration, the storage configuration, and the workload processed. Therefore, no assurance can be given that an individual user will achieve throughput improvements equivalent to the performance ratios stated here.

All performance information was determined in a controlled environment. Actual results may vary. Performance information is provided "AS IS" and no warranties or guarantees are expressed or implied by IBM.

IBM hardware products are manufactured from new parts, or new and serviceable used parts. Regardless, our warranty terms apply.

All customer examples cited or described in this presentation are presented as illustrations of the manner in which some customers have used IBM products and the results they may have achieved. Actual environmental costs and performance characteristics will vary depending on individual customer configurations and conditions.

This publication was produced in the United States. IBM may not offer the products, services or features discussed in this document in other countries, and the information may be subject to change without notice. Consult your local IBM business contact for information on the product or services available in your area.

All statements regarding IBM's future direction and intent are subject to change or withdrawal without notice, and represent goals and objectives only.

Information about non-IBM products is obtained from the manufacturers of those products or their published announcements. IBM has not tested those products and cannot confirm the performance, compatibility, or any other claims related to non-IBM products. Questions on the capabilities of non-IBM products should be addressed to the suppliers of those products.

Prices subject to change without notice. Contact your IBM representative or Business Partner for the most current pricing in your geography.

Backup

IBM Virtualization Announcement Highlights



August 2007

- IBM will consolidate and virtualize thousands of servers onto approximately 30 IBM System z™ mainframes
- Substantial savings expected in multiple dimensions: energy, software and system support costs
- Major proof point of IBM's 'Project Big Green' initiative
- The virtualized environment will use 80% less energy and 85% less floor space
- This transformation is enabled by the System z sophisticated virtualization capability

IBM System z10 EC Announcement Highlights



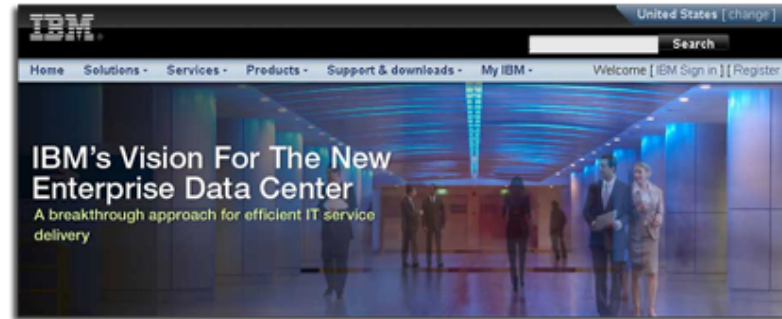
February 2008

By leveraging new System z10s . . .

- Number of machines could be cut by about half
- Even greater savings in energy, floor space, software and support costs

* Results will vary based on several factors including # of servers and work load types ** IBM Global Asset Recovery Services for reuse, recycling and/or reclamation

IBM's Vision For The New Enterprise Data Center



June 2008

IBM implementing New Enterprise Data Center through achievements in . . .

- Server and storage virtualization
- Energy efficiency, resiliency improvements
- Utilizing IBM offerings and services capabilities

IBM Virtualization continues . . .

- Built upon prior data center consolidations and application portfolio simplification cross-enterprise
- Significant progress including thousands of servers inventoried and multiple successful migrations delivering benefits as expected
- Client view of TCO savings* - 60-75% / 5 yrs
- Decommissioned pipeline of hundreds of servers for reuse, sent to IBM GARS** and/or issued energy efficiency certificates
- Additional virtualization leveraging System p, System x and storage across enterprise

Why System z Now?

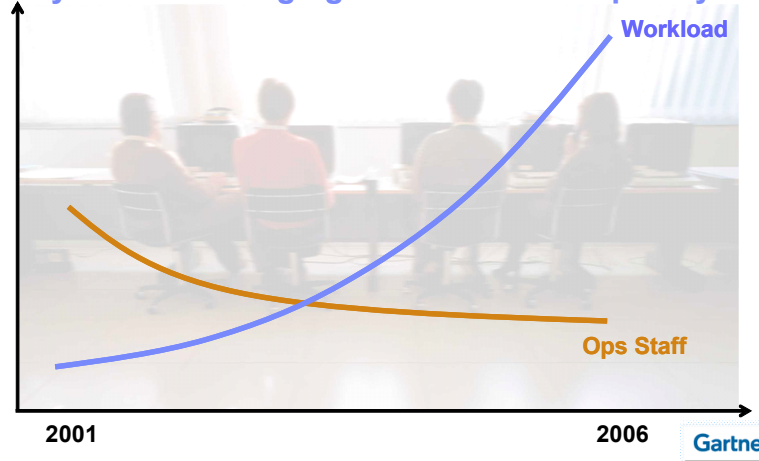
New HW / SW spending



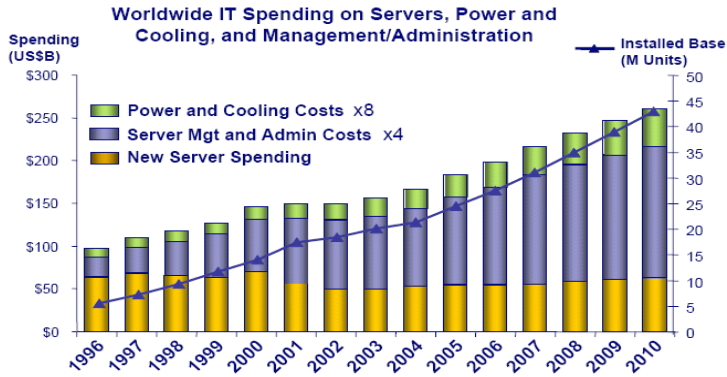
Cost of management & administration

Source: Tony Picardi, IDC
Economist.com: Make it simple. October 28th, 2004
From The Economist print edition

System z9 Managing Growth and Complexity



Worldwide Server Market: Cost of Management Ramps Dramatically

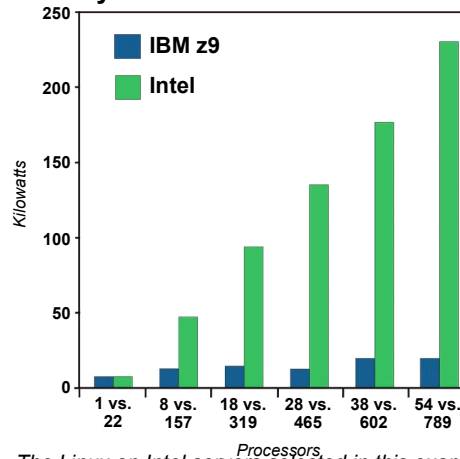


Many Servers, Much Capacity, Low Utilization = \$140B unutilized server assets

Source: IDC, 2006

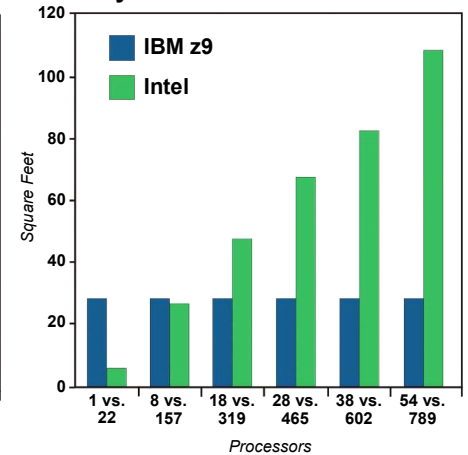
POWER:

System z9 vs. Linux on Intel



SPACE:

System z9 vs. Linux on Intel

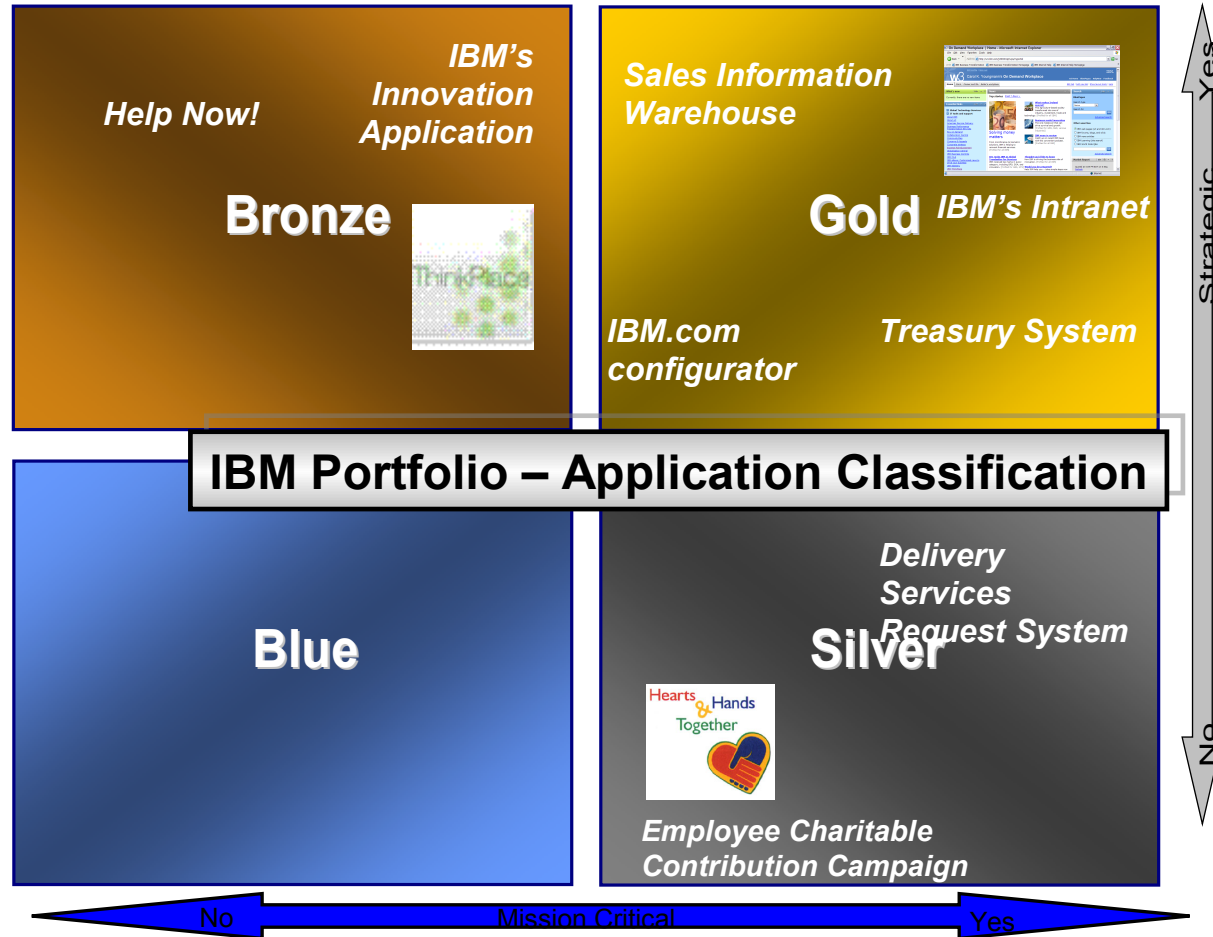


The Linux on Intel servers selected in this example are functionally eligible servers considered for consolidation to a System z running at low utilization such that the composite utilization is approximately 5%. The utilization rate assumed for System z EC is 90%. This is for illustration only, actual power and space reductions, if any, will vary according to the actual servers selected for consolidation.

Applications Moving to System z Tend to Be Strategic and Mission Critical

Application View

- Includes all business units, a cross-section of business functions
- Most are internally developed Web and Domino-based
- Tend to be complex with multiple servers and interfaces
- Almost 50% of initial applications are classified as "Gold"



Training Needs and Classes for Personnel Involved in System z Virtualization have Been Identified

IT Architects

- Broad based knowledge of Linux on System z solutions, VM and the underlying System z platform

Project Managers

- Sufficient knowledge of Linux on System z, VM, mainframe attributes, and migration scenarios to manage an ECM project

Server Build Personnel

- Understand the Linux on System z operating system; High level understanding of VM

Systems Administrators/Systems Operations Personnel

- Understand the unique attributes of Linux on System z and the VM/mainframe environment; Include Linux in base SA and systems operations education



A half day of general virtualization education for application owners and delivery personnel provides a high level view of virtualization, migration and Linux on System z